


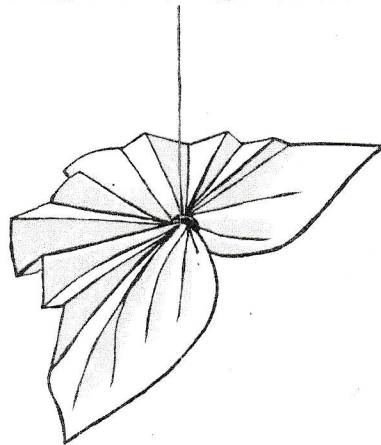


Butterflies

You will need:

Butterfly template (page 90);
wrapping paper (not the
foil kind); cotton or wool;
chenille sticks; scissors

How to

The template may not look like a butterfly yet, but it will become one. Place the template on some wrapping paper, draw around it and cut out the shape. Starting at the narrow end, concertina-fold the shape, creasing each fold well and keeping them narrow. Fold the completed shape in half and tie the centre with some thread. Gently open the butterfly wings and pinch the centre at each side to keep the butterfly in shape.



Talk about how Jesus surprised Mary and Mary Magdalene on Easter morning when the tomb was empty. As the strange shape of the template is transformed into a beautiful butterfly, so Jesus transformed the lives of people on earth. His life began when he was a small baby, symbolised by the caterpillar; he was crucified and died, symbolised by the cocoon; and he rose again as a butterfly rises into the sky, drying its new wings.

Butterflies

